



Droom's Automobile Report


droom.in

India's Most Trusted Motorplace






What We Have For You?

Mercedes-Benz E-Class E 250 CDI 2014



Make	Mercedes-Benz	Model	E-Class
Year	2014	Trim	E 250 CDI
KM Driven	90000 Kms	Color	Grey
Fuel Type	Diesel	Transmission Type	Automatic
Body Type	Sedan	Price	Rs. 1755000
Condition	Used	Ownership Type	N/A
Location	Delhi	Registration State	N/A
Ownership Count	First Owner	DLID	1421959522

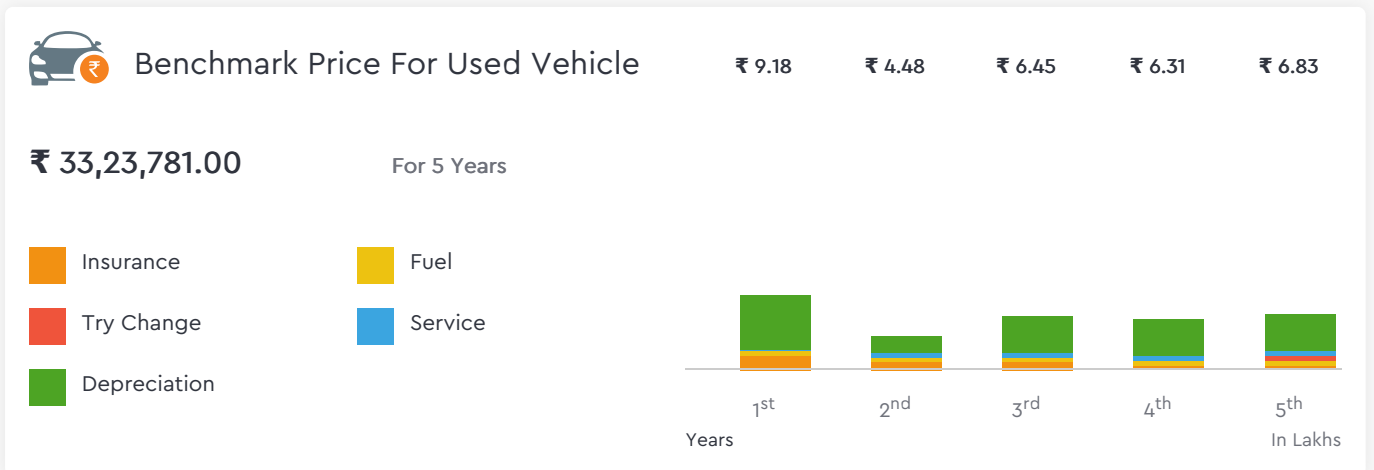


₹ 8,72,015.00 - ₹ 9,25,955.00

Automobile from individual in good condition is valued

Total Cost of Ownership





Vehicle Images

Mercedes-Benz E-Class E 250 CDI 2014





Mercedes-Benz E-Class E 250 CDI 2014

Instrumentation			
Clock	Digital	Door Ajar Warning	Yes
Distance to Empty	Yes	Average Speed	Yes
Average Fuel Consumption	Yes	Seat Belt Warning	Yes

Exterior Design Details			
No of Airbags	7 Airbags	Grill	Chrome
Front Headlamps/DRLS	Halogen	Tail Lights	Helogen
Fog Lamps	Data Not Available	Roof Rail	Data Not Available

Equipment List on Board			
Music/ Touch Screen	Data Not Available	USB Port/AUX	Data Not Available
Connected Technology	Yes		



Mercedes-Benz E-Class E 250 CDI 2014

Comfort & Convenience			
Vanity Mirrors on Sun Visors	Yes	Trunk Light	Yes
Steering Adjustment	Yes	Remote Fuel Lid Opener	Yes
Rear Seat Centre Arm Rest	Yes	Rear Reading Lamp	Yes
Rear View Camera	Yes	Air Purifier	No
Cruise Control	Yes	Headlight off and Ignition Key Off Reminder	Yes
A/C	Yes	Automatic Climate Control	Yes
12V Power Outlets	Yes	Adjustable Seats	Yes
Cigarette Lighter	No	Cup Holders - Front	Yes
Cup Holders - Rear	Yes	Rear AC Vents	Yes
Heated Rear Seats	No	Power Door Locks	Yes
Power Windows - Rear	Yes	Power Windows - Front	Yes
Parking Sensor	Yes	Paddle Shift	Yes
Multi-function Steering Wheel	Yes	Low Fuel Warning Light	Yes
Keyless Start	Yes	Keyless Entry	No
Heater	Yes	Heated Front Seat	No
Power Steering	Yes		

Options

Rear Armrest	Yes	Driver Armrest	Yes
Driver Height Adjustable Seat	Yes	Front Seat Pockets	Yes
Middle Rear Head Rest	Data Not Available	Child Seat Anchor Points	Data Not Available
Number of Seating Rows	2	DLID	1421959522



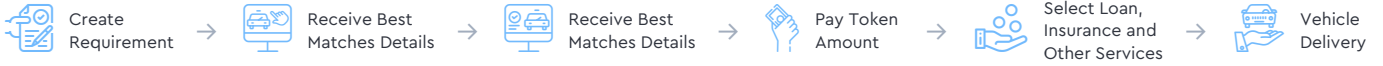
Mercedes-Benz E-Class E 250 CDI 2014

Brake System			
Front Brake Type	Disc	Rear Brake Type	Disc

Dimensions			
Wheel Base	2874 mm	Overall Width	2071 mm
Overall Length	4879 mm	Overall Height	1474 mm
Ground Clearance	123 mm	Boot Space (Liters)	540
Kerb Weight (Kgs)	1800		

Engine			
Engine Displacement (cc)	2143 cc	Mileage	15.0 Kmpl
Engine Type	In-Line Diesel Engine	Number of Cylinders	4
Valves per Cylinder	4	Valve Configuration/Cam Type	DOHC
Fuel Supply System	Direct Injection	Maximum Power	204 bhp @ 4200 RPM
Maximum Torque	500 Nm @ 1600 RPM	Turbocharger	Yes
Supercharger	No		

Steering			
Steering Type	Power assisted (Electric)	Steering Gear Type	Rack & Pinion
Steering Column	Electric Tilt & Telescopic	Minimum Turning Radius (in meters)	5



Mercedes-Benz E-Class E 250 CDI 2014

Suspension			
Front Suspension	Agility Control	Rear Suspension	Agility Control

Transmission			
Number of Gears	7	Drivetrain	2WD
Clutch Type	Dual Clutch		

Wheels & Tyres			
Tyre Type	Data Not Available	Wheel size	17 Inches
Rear Tyre	245 / 45 R17	Front Tyre	245 / 45 R17
Steel Rims	Data Not Available		