



Droom's Automobile Report


droom.in

India's Most Trusted Motorplace



What We Have For You?



Honda CB Shine 125cc 2010



Make	Honda	Model	CB Shine
Year	2010	Trim	125CC
KM Driven	40000 Kms	Color	Black
Fuel Type	Petrol	Transmission Type	Manual
Body Type	Commuter	Price	Rs. 38000
Condition	Used	Ownership Type	Owned
Location	Pune	Registration State	N/A
Ownership Count	First Owner	DLID	1421655299

Full Circle Trust Score 5.9

6.5	5.8
<div style="width: 65%; height: 10px; background: linear-gradient(to right, red, white);"></div>	<div style="width: 58%; height: 10px; background: linear-gradient(to right, green, white);"></div>
Transparency	Seller
4	7.4
<div style="width: 40%; height: 10px; background: linear-gradient(to right, yellow, white);"></div>	<div style="width: 74%; height: 10px; background: linear-gradient(to right, blue, white);"></div>
Health	Pricing

₹ 12,170.00 - ₹ 12,924.00

Automobile from individual in good condition is valued

Total Cost of Ownership

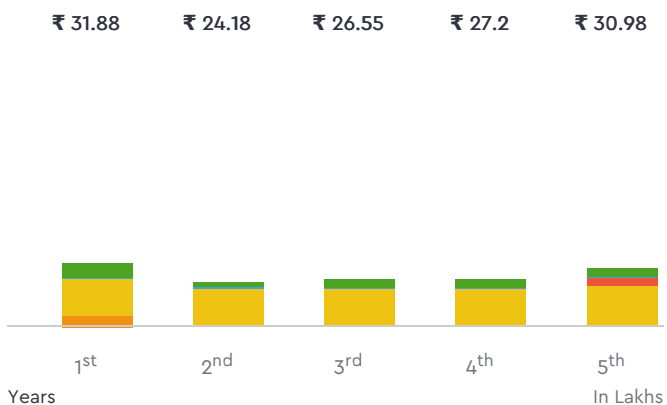
Benchmark Price For Used Vehicle

₹ 31.88 ₹ 24.18 ₹ 26.55 ₹ 27.2 ₹ 30.98

₹ 1,40,790.00 For 5 Years

- Insurance
- Try Change
- Depreciation

- Fuel
- Service





Vehicle Images

Honda CB Shine 125cc 2010



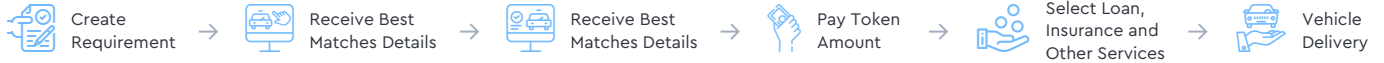


Honda CB Shine 125cc 2010

Instrumentation		
Low Fuel Level Warning	Low Fuel Level Warning	Yes

Ignition Type			
Kick Start	Kick Start	Electric Start	Electric Start

Features	
DLID	1421655299



Honda CB Shine 125cc 2010

Brake System

Front Brake Type	Drum	Rear Brake Type	Drum
------------------	------	-----------------	------

Dimensions

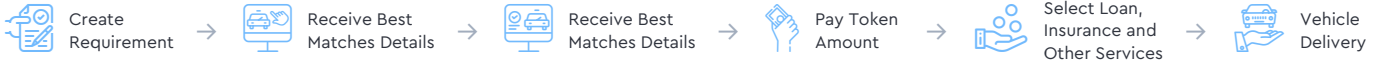
Wheel Base	1,266 mm	Overall Width	762 mm
Overall Length	2,014 mm	Overall Height	1,071 mm
Ground Clearance	157 mm		

Engine

Engine Displacement (cc)	125 cc	Mileage	65 Kmpl
Engine Type	Digital CDI	Number of Cylinders	1
Valves per Cylinder	2	Fuel Supply System	Carburetor
Maximum Power	10 bhp @ 7,500 rpm	Maximum Torque	11 Nm @ 5,500 rpm

Suspension

Front Suspension	Spring loaded hydraulic type	Rear Suspension	Spring loaded hydraulic type
------------------	------------------------------	-----------------	------------------------------



Honda CB Shine 125cc 2010

Transmission			
Number of Gears	4	Drivetrain	Chain
Clutch Type	Wet Multiplates		

Wheels & Tyres			
Tyre Type	Data Not Available	Wheel size	17 Inch
Rear Tyre	80/100-18 54P	Front Tyre	80/100-18 47P