



# Droom's Automobile Report


**droom**.in

India's Most Trusted Motorplace






### What We Have For You?

**Hero Splendor Plus 100cc 2020**



Make	<b>Hero</b>	Model	<b>Splendor Plus</b>
Year	<b>2020</b>	Trim	<b>100CC</b>
KM Driven	<b>15000 Kms</b>	Color	<b>Black</b>
Fuel Type	<b>Petrol</b>	Transmission Type	<b>Manual</b>
Body Type	<b>Commuter</b>	Price	<b>Rs. 70500</b>
Condition	<b>Used</b>	Ownership Type	<b>Owned</b>
Location	<b>Dehradun</b>	Registration State	<b>N/A</b>
Ownership Count	<b>First Owner</b>	DLID	<a href="#"><u>1421277612</u></a>

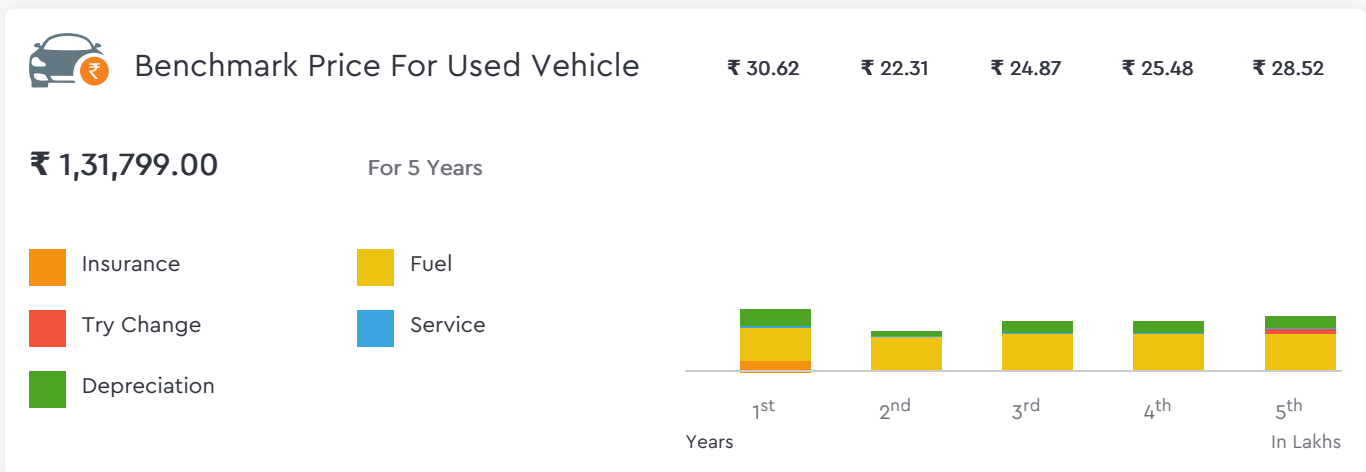


**₹ 56,686.00 - ₹ 60,192.00**

Automobile from individual in good condition is valued

### Total Cost of Ownership





## Vehicle Images

Hero Splendor Plus 100cc 2020





### Hero Splendor Plus 100cc 2020

Instrumentation				
Clock	N/A	Low Fuel Level Warning	Yes	
Digital	Yes	Analog	Yes	

Safety				
Electronic Stability Control	No	Traction Control	No	
Anti-Lock Braking System	No	Anti-Theft Alarm	No	

Ignition Type				
Kick Start	Yes	Electric Start	No	



### Hero Splendor Plus 100cc 2020

Features			
Connected Technology	N	Bluetooth Connectivity	No
USB Charging	Data Not Available		



## Hero Splendor Plus 100cc 2020

Brake System			
Front Brake Type	Drum	Rear Brake Type	Drum

Dimensions			
Wheel Base	1265 mm	Overall Width	735 mm
Overall Length	2005 mm	Overall Height	1070 mm
Ground Clearance	150 mm	Boot Space (Liters)	-
Kerb Weight (Kgs)	112	Seat Height (mm)	785

Engine			
Engine Displacement (cc)	100 cc	Mileage	75 Kmpl
Engine Type	Air cooled, 4 - stroke single cylinder OHC	Number of Cylinders	1
Valves per Cylinder	2	Valve Configuration/Cam Type	SOHC
Fuel Supply System	Electronic Fuel Injection	Maximum Power	8.20 bhp @ 8,000 rpm
Maximum Torque	8.05 Nm @ 5,000 rpm		

Suspension			
Front Suspension	Telescopic hydraulic shock absorbers	Rear Suspension	Swing Arm with Hydraulic Shock Absorbers



### Hero Splendor Plus 100cc 2020

Transmission			
Number of Gears	4	Drivetrain	Chain Drive
Clutch Type	Multiplate wet		

Wheels & Tyres			
Tyre Type	Data Not Available	Wheel size	18 Inches
Rear Tyre	3.00 x 18 - 52 P/ 6 PR	Front Tyre	2.75 x 18 - 42 P/ 4 PR
Steel Rims	Data Not Available	DLID	1421277612