



Droom's Automobile Report

droom.in

India's Most Trusted Motorplace



What We Have For You?


Yamaha Alpha 110cc-Disc 2017



Make	Yamaha	Model	Alpha
Year	2017	Trim	110CC-DISC
KM Driven	15500 Kms	Color	Radiant Cyan
Fuel Type	Petrol	Transmission Type	Automatic
Body Type	Commuter	Price	Rs. 48000
Condition	Used	Ownership Type	Owned
Location	Hyderabad	Registration State	N/A
Ownership Count	First Owner	DLID	1420557101


Full Circle Trust Score 6.8

6.5




Transparency

7.5




Seller

4





Health

9.9



Pricing

₹ 40,531.00 - ₹ 43,039.00

Automobile from individual in good condition is valued

Total Cost of Ownership

Benchmark Price For Used Vehicle

₹ 42.54
₹ 34.76
₹ 37.53
₹ 38.24
₹ 40.38

₹ 1,93,454.00 For 5 Years

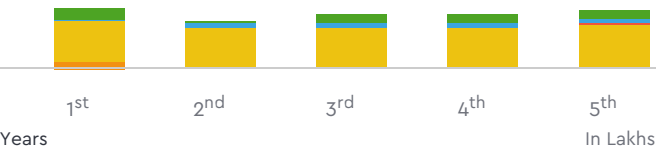
■ Insurance

■ Try Change

■ Depreciation

■ Fuel

■ Service



Years: 1st, 2nd, 3rd, 4th, 5th In Lakhs



Vehicle Images

Yamaha Alpha 110cc-Disc 2017



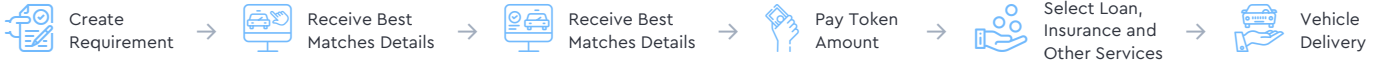


Yamaha Alpha 110cc-Disc 2017

Instrumentation			
Clock	Analog	Low Fuel Level Warning	Yes
Instrument Console	Instrument Console		

Safety			
Electronic Stability Control	No	Traction Control	Yes
Anti-Lock Braking System	Yes	Anti-Theft Alarm	No

Ignition Type			
Kick Start	Yes	Electric Start	Yes



Yamaha Alpha 110cc-Disc 2017

Features			
Connected Technology	No	Bluetooth Connectivity	No
USB Charging	No	DLID	1420557101



Yamaha Alpha 110cc-Disc 2017

Brake System

Front Brake Type	Disc	Rear Brake Type	Drum
------------------	------	-----------------	------

Dimensions

Wheel Base	1,270 mm	Overall Width	675 mm
Overall Length	1,795 mm	Overall Height	1,124 mm
Ground Clearance	128 mm	Boot Space (Liters)	Yes
Kerb Weight (Kgs)	99 kg	Seat Height (mm)	785 mm

Engine

Engine Displacement (cc)	113 cc	Mileage	45 kmpl
Engine Type	Air Cooled 4-Stroke, SOHC, 2-Valve	Number of Cylinders	1
Valves per Cylinder	2	Valve Configuration/Cam Type	SHOC
Fuel Supply System	Carburetor (pressure diaphragm type)	Maximum Power	7.10 bhp @ 7,500 rpm
Maximum Torque	8.10 Nm @ 5,000 rpm		

Suspension

Front Suspension	Telescopic	Rear Suspension	Unit Swing
------------------	------------	-----------------	------------



Yamaha Alpha 110cc-Disc 2017

Transmission			
Number of Gears	Automatic	Drivetrain	Belt Drive
Clutch Type	Wet, multi-plate		

Wheels & Tyres			
Tyre Type	Data Not Available	Wheel size	10 Inches
Rear Tyre	90/100-10 (53J)	Front Tyre	90/100-10 (53J)
Alloy Wheel	No	Steel Rims	Yes