



# Droom's Automobile Report


**droom**.in

India's Most Trusted Motorplace



### What We Have For You?



Yamaha FZ16 150cc 2016



Make	Yamaha	Model	FZ16
Year	2016	Trim	150CC
KM Driven	25000 Kms	Color	Black
Fuel Type	Petrol	Transmission Type	Manual
Body Type	Commuter	Price	Rs. 57100
Condition	Used	Ownership Type	Owned
Location	Rajkot	Registration State	N/A
Ownership Count	Second Owner	DLID	<a href="#">1420436882</a>

**Full Circle Trust Score** 6.5

<p>6.3 Transparency</p> <p>4 Health</p>	<p>9.1 Seller</p> <p>6.8 Pricing</p>
---	--

**₹ 44,480.00 - ₹ 47,232.00**

Automobile from individual in good condition is valued

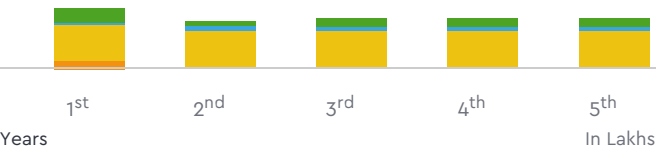
### Total Cost of Ownership

**Benchmark Price For Used Vehicle**

₹ 49.72   ₹ 39.56   ₹ 43.2   ₹ 44.09   ₹ 44.05

**₹ 2,20,624.00**      For 5 Years

- Insurance
- Try Change
- Depreciation
- Fuel
- Service





## Vehicle Images

Yamaha FZ16 150cc 2016





### Yamaha FZ16 150cc 2016

Instrumentation			
Clock	Digital	Low Fuel Level Warning	Yes
Instrument Console	Instrument Console		

Safety			
Electronic Stability Control	No	Traction Control	Yes
Anti-Lock Braking System	Yes	Anti-Theft Alarm	No

Ignition Type			
Kick Start	Yes	Electric Start	Yes



### Yamaha FZ16 150cc 2016

Features			
Connected Technology	N	Bluetooth Connectivity	No
USB Charging	No		



## Yamaha FZ16 150cc 2016

### Brake System

Front Brake Type	Disc	Rear Brake Type	Drum
------------------	------	-----------------	------

### Dimensions

Wheel Base	1,330 mm	Overall Width	770 mm
Overall Length	1,990 mm	Overall Height	1,030 mm
Ground Clearance	160 mm	Boot Space (Liters)	-
Kerb Weight (Kgs)	135 kg	Seat Height (mm)	765 mm

### Engine

Engine Displacement (cc)	153cc	Mileage	58 Kmpl
Engine Type	Transistor Controlled Ignition	Number of Cylinders	1
Valves per Cylinder	2	Valve Configuration/Cam Type	SOHC
Fuel Supply System	Fuel Injection	Maximum Power	13 bhp @ 8,000 rpm
Maximum Torque	12.80 Nm @ 6,000 rpm		

### Suspension

Front Suspension	Telescopic	Rear Suspension	Swingarm
------------------	------------	-----------------	----------



### Yamaha FZ16 150cc 2016

Transmission			
Number of Gears	5	Drivetrain	Chain Drive
Clutch Type	Wet Multiplates		

Wheels & Tyres			
Tyre Type	Data Not Available	Wheel size	17 Inch
Rear Tyre	140/60-R17M/C(63P)	Front Tyre	100/80-17M/C(52P)
Alloy Wheel	No	Steel Rims	Yes
DLID	1420436882		