



Droom's Automobile Report


droom.in

India's Most Trusted Motorplace



What We Have For You?


Yamaha FZ16 150cc 2010



Make	Yamaha	Model	Fz16
Year	2010	Trim	150CC
KM Driven	50000 Kms	Color	Black
Fuel Type	Petrol	Transmission Type	Manual
Body Type	Commuter	Price	Rs. 30898
Condition	Used	Ownership Type	Owned
Location	Mumbai	Registration State	Maharashtra
Ownership Count	First Owner	DLID	1419884493


Full Circle Trust Score 5.8

5.9




Transparency

5.4




Seller

5





Health

7



Pricing

₹ 14,224.00 - ₹ 15,104.00

Automobile from individual in good condition is valued

Total Cost of Ownership

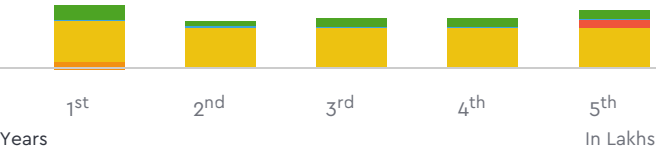
Benchmark Price For Used Vehicle

₹ 45.69 ₹ 36.13 ₹ 39.47 ₹ 40.13 ₹ 45.82

₹ 2,07,249.00 For 5 Years

- Insurance
- Try Change
- Depreciation

- Fuel
- Service



Years	1 st	2 nd	3 rd	4 th	5 th
In Lakhs	₹ 45.69	₹ 36.13	₹ 39.47	₹ 40.13	₹ 45.82



Vehicle Images

Yamaha FZ16 150cc 2010



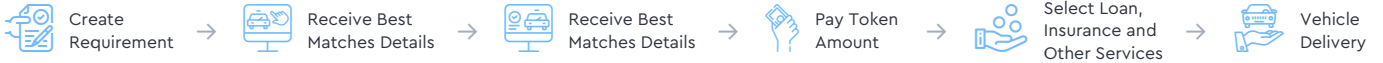


Yamaha FZ16 150cc 2010

Instrumentation			
Low Fuel Level Warning	Low Fuel Level Warning		Yes

Ignition Type			
Kick Start	Kick Start	Electric Start	Electric Start

Features	
DLID	1419884493



Yamaha FZ16 150cc 2010

Brake System

Front Brake Type	Disc	Rear Brake Type	Drum
------------------	------	-----------------	------

Dimensions

Wheel Base	1,330 mm	Overall Width	770 mm
Overall Length	1,990 mm	Overall Height	1,030 mm
Ground Clearance	160 mm		

Engine

Engine Displacement (cc)	149 cc	Mileage	58 Kmpl
Engine Type	Transistor Controlled Ignition	Number of Cylinders	1
Valves per Cylinder	2	Fuel Supply System	Fuel Injection
Maximum Power	13 bhp @ 8,000 rpm	Maximum Torque	12.80 Nm @ 6,000 rpm

Suspension

Front Suspension	Telescopic	Rear Suspension	Swingarm
------------------	------------	-----------------	----------



Yamaha FZ16 150cc 2010

Transmission			
Number of Gears	5	Drivetrain	Chain
Clutch Type	Wet Multiplates		

Wheels & Tyres			
Tyre Type	Data Not Available	Wheel size	17 Inch
Rear Tyre	140/60-R17M/C(63P)	Front Tyre	100/80-17M/C(52P)