



Droom's Automobile Report


droom.in

India's Most Trusted Motorplace



What We Have For You?

Royal Enfield Bullet Electra 350cc 2014



Make	Royal Enfield	Model	Bullet Electra
Year	2014	Trim	350CC
KM Driven	40000 Kms	Color	Red
Fuel Type	Petrol	Transmission Type	Manual
Body Type	Cruiser	Price	Rs. 96302
Condition	Used	Ownership Type	N/A
Location	Aurangabad	Registration State	Bihar
Ownership Count	First Owner	DLID	1419872237

Full Circle Trust Score 6.2

5.5

Transparency

6


Health

7

Seller


6.8

Pricing



₹ 1,08,485.00 - ₹ 1,15,195.00

Automobile from individual in good condition is valued



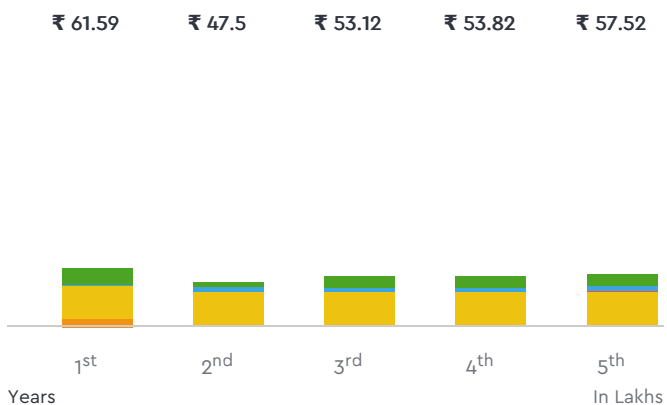
Total Cost of Ownership

Benchmark Price For Used Vehicle

₹ 61.59 ₹ 47.5 ₹ 53.12 ₹ 53.82 ₹ 57.52

₹ 2,73,539.00 For 5 Years

- Insurance
- Try Change
- Depreciation
- Fuel
- Service



Years 1st 2nd 3rd 4th 5th
In Lakhs



Vehicle Images

Royal Enfield Bullet Electra 350cc 2014





Royal Enfield Bullet Electra 350cc 2014

Instrumentation			
Low Fuel Level Warning	Low Fuel Level Warning		Yes

Ignition Type			
Kick Start	Kick Start	Electric Start	Electric Start

Features	
DLID	1419872237



Royal Enfield Bullet Electra 350cc 2014

Brake System

Front Brake Type	Disc	Rear Brake Type	Drum
------------------	------	-----------------	------

Dimensions

Wheel Base	1370 mm	Overall Width	810 mm
Overall Length	2140 mm	Overall Height	1120 mm
Ground Clearance	135 mm		

Engine

Engine Displacement (cc)	346 cc	Mileage	40 kmpl
Engine Type	Single Cylinder, 4 stroke, Twinspark	Number of Cylinders	1
Valves per Cylinder	2	Valve Configuration/Cam Type	SOHC
Fuel Supply System	Carburettor	Maximum Power	19.8 Bhp @ 5250 rpm
Maximum Torque	28 Nm @ 4000 rpm		

Suspension

Front Suspension	Telescopic, 35mm forks, 130mm travel	Rear Suspension	Twin gas charged shock absorbers with 5-step adjustable preload, 80mm travel
------------------	--------------------------------------	-----------------	--



Royal Enfield Bullet Electra 350cc 2014

Transmission			
Number of Gears	5	Drivetrain	Chain Drive
Clutch Type	Wet, multi-plate		

Wheels & Tyres			
Tyre Type	Data Not Available	Wheel size	19 inches
Rear Tyre	3.50 X 19 - 4/6 PR	Front Tyre	3.25 X 19 - 4/6 PR