



Droom's Automobile Report


droom.in

India's Most Trusted Motorplace



What We Have For You?


Mercedes-Benz M-Class ML 350 CDI 2013



Make	Mercedes-Benz	Model	M-class
Year	2013	Trim	ML 350 CDI
KM Driven	45000 Kms	Color	White
Fuel Type	Diesel	Transmission Type	Automatic
Body Type	SUV	Price	Rs. 2200000
Condition	Used	Ownership Type	N/A
Location	Jodhpur	Registration State	Delhi
Ownership Count	First Owner	DLID	1419127480


Full Circle Trust Score 7.1

7 Transparency	8.9 Seller
4 Health	8.9 Pricing



₹ 17,84,991.00 - ₹ 18,95,403.00

Automobile from individual in good condition is valued

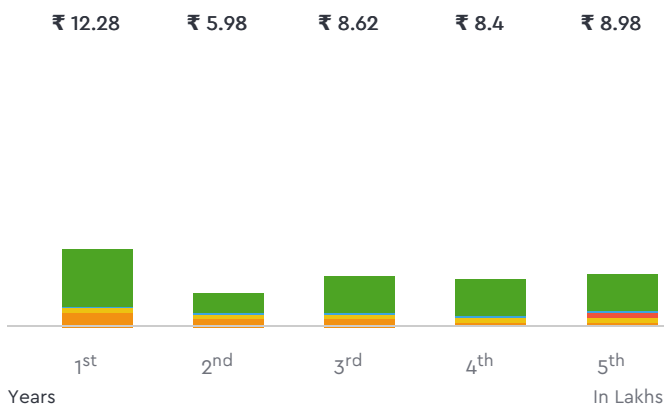


Total Cost of Ownership

Benchmark Price For Used Vehicle ₹ 12.28 ₹ 5.98 ₹ 8.62 ₹ 8.4 ₹ 8.98

₹ 44,25,243.00 For 5 Years

- Insurance
- Try Change
- Depreciation
- Fuel
- Service





Vehicle Images

Mercedes-Benz M-Class ML 350 CDI 2013





Mercedes-Benz M-Class ML 350 CDI 2013

Instrumentation			
Clock	Digital	Door Ajar Warning	Yes
Distance to Empty	Yes	Average Speed	Yes
Average Fuel Consumption	Yes	Seat Belt Warning	Yes

Exterior Design Details			
No of Airbags	7	Grill	Chrome
Front Headlamps/DRLS	Projector with XeNn	Tail Lights	LED
Fog Lamps	Yes	Roof Rail	No

Equipment List on Board			
Music/ Touch Screen	Yes	USB Port/AUX	Yes
Connected Technology	Yes		



Mercedes-Benz M-Class ML 350 CDI 2013

Options			
Audio Controls in Rear Armrest	Yes	Adjustable Head-Rests	Yes
Head-Rests	Yes	Rear Armrest	Yes
Driver Armrest	Yes	Folding Rear Seat	Yes
Lumbar Support	Yes	Driver Height Adjustable Seat	Yes
Active Headrest	Yes	Front Seat Pockets	Yes
Door Pockets	Yes	Remote Trunk Opener	Yes
Rear Seat Belts	Yes	Emergency Exit	Yes
Child Lock	Yes	Centrally Mounted Fuel Tank	Yes
Crash Sensor	Yes	Side Impact Beams	Yes
Passenger Side Rear View Mirror	Yes	Middle Rear Three-Point Seatbelt	Yes
Day & Night Rear View Mirror	Yes	Front Impact Beams	Yes
Side Airbag - Rear	Yes	Engine Check Warning	Yes
Side Airbag - Front	Yes	Seat belt	Yes
Passenger Airbag	Yes	Co-Driver Airbag	Yes
Central Locking	Yes	Driver Airbag	Yes
Parking Brakes	Yes	Brake Assist	Yes
Dual-Stage Airbags	Yes	Anti-Theft Alarm	Yes
Anti-Lock Braking System	Yes	Tyre Pressure Monitor	Yes

Roof and Glass	Roof and Glass	Alloy wheels	Yes
Power SideView Mirrors	Yes	Navigation System	Yes
DVD Player	Yes	CD Changer	Yes
CD Player	Yes	Satellite Radio	Yes
AM/FM Radio	Yes	Stereo System	Yes
Bluetooth	Yes	Middle Rear Head Rest	No
Child Seat Anchor Points	No	Number of Seating Rows	2

Comfort & Convenience

Vanity Mirrors on Sun Visors	Yes	Trunk Light	Yes
Steering Adjustment	Yes	Remote Fuel Lid Opener	Yes
Rear Seat Centre Arm Rest	Yes	Rear Reading Lamp	Yes
Rear View Camera	Yes	Air Purifier	Yes
Cruise Control	Yes	Headlight off and Ignition Key Off Reminder	Yes
A/C	Yes	Automatic Climate Control	Yes
12V Power Outlets	Yes	Adjustable Seats	Yes
Cigarette Lighter	No	Cup Holders - Front	Yes
Cup Holders - Rear	Yes	Rear AC Vents	Yes
Heated Rear Seats	No	Power Door Locks	Yes
Power Windows - Rear	Yes	Power Windows - Front	Yes
Parking Sensor	Yes	Paddle Shift	Yes
Multi-function Steering Wheel	Yes	Low Fuel Warning Light	Yes
Keyless Start	Yes	Keyless Entry	Yes

Heater

Yes

Heated Front Seat

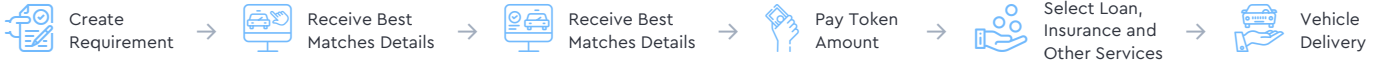
No

Power Steering

Yes

DLID

1419127480



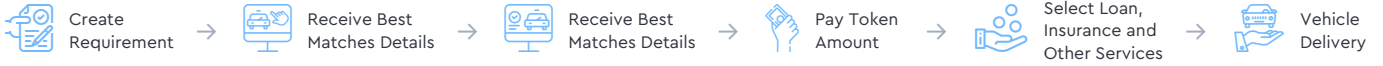
Mercedes-Benz M-Class ML 350 CDI 2013

Brake System			
Front Brake Type	Disc	Rear Brake Type	Disc

Dimensions			
Wheel Base	2915 mm	Overall Width	2141 mm
Overall Length	4804 mm	Overall Height	1796 mm
Ground Clearance	161 mm	Boot Space (Liters)	690
Kerb Weight (Kgs)	2175	Seat Height (mm)	N/A

Engine			
Engine Displacement (cc)	2997 cc	Mileage	15.26 Kmpl
Engine Type	V-Type Diesel Engine	Number of Cylinders	6
Valves per Cylinder	4	Valve Configuration/Cam Type	DOHC
Fuel Supply System	Direct Injection	Maximum Power	254 bhp @ 3600 RPM
Maximum Torque	619 Nm @ 1600 RPM	Turbocharger	Yes
Supercharger	No		

Steering			
Steering Type	Power assisted (Electric)	Steering Gear Type	Direct-Steer System
Steering Column	Adjustable Steering	Minimum Turning Radius (in meters)	5.9



Mercedes-Benz M-Class ML 350 CDI 2013

Suspension			
Front Suspension	double wishbone front suspension	Rear Suspension	4-link rear axle

Transmission			
Number of Gears	7	Drivetrain	2WD
Clutch Type	Dual Clutch		

Wheels & Tyres			
Tyre Type	Data Not Available	Wheel size	19 Inches
Rear Tyre	255 / 55 R19	Front Tyre	255 / 55 R19
Alloy Wheel	Yes	Steel Rims	No