



Droom's Automobile Report

droom.in

India's Most Trusted Motorplace

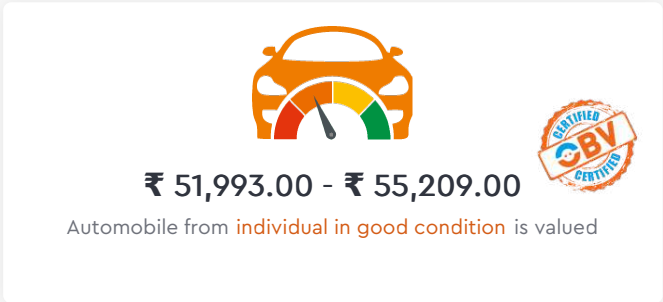
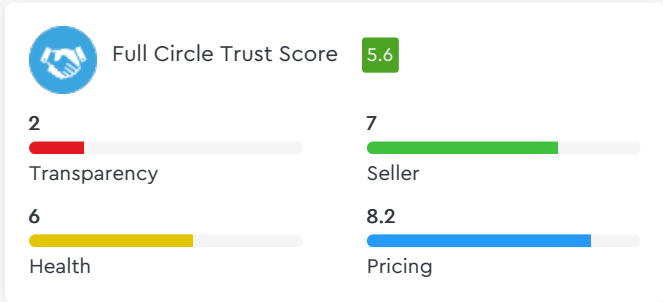


What We Have For You?

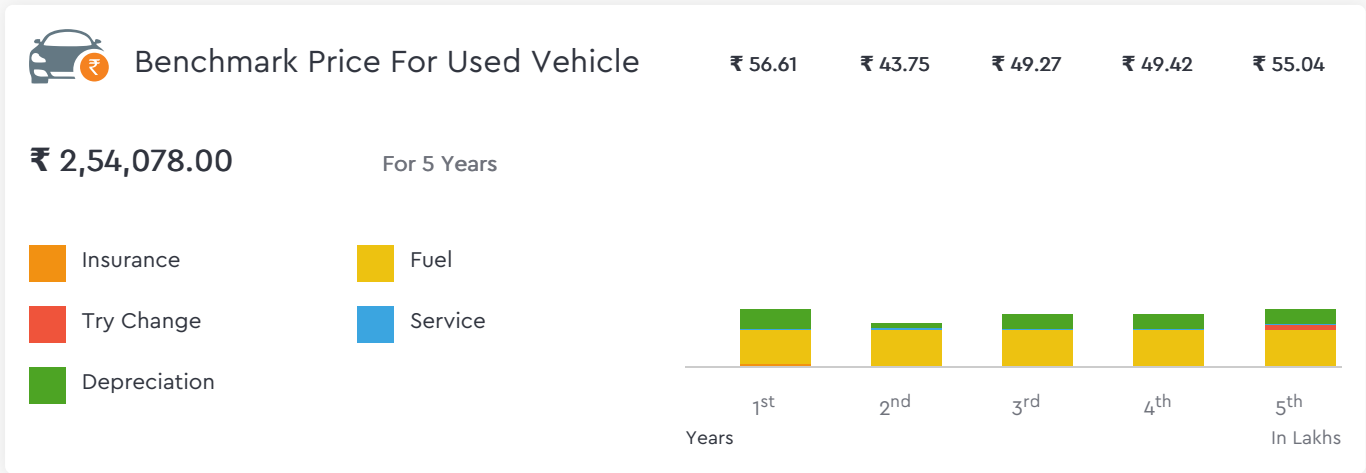
Yamaha YZF-R15 2.0 150cc 2015



Make	Yamaha	Model	Yzf-r15 2.0
Year	2015	Trim	150CC
KM Driven	24000 Kms	Color	N/A
Fuel Type	Petrol	Transmission Type	Manual
Body Type	Sports	Price	Rs. 65000
Condition	Used	Ownership Type	N/A
Location	Puri	Registration State	N/A
Ownership Count	N/A	DLID	1417978256



Total Cost of Ownership





Vehicle Images

Yamaha YZF-R15 2.0 150cc 2015



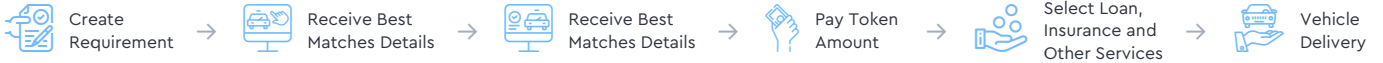


Yamaha YZF-R15 2.0 150cc 2015

Instrumentation			
Clock	Digital	Low Fuel Level Warning	Low Fuel Level Warning

Ignition Type	
Electric Start	Electric Start

Features	
DLID	1417978256



Yamaha YZF-R15 2.0 150cc 2015

Brake System

Front Brake Type	Disc	Rear Brake Type	Disc
------------------	------	-----------------	------

Dimensions

Wheel Base	1,345 mm	Overall Width	670 mm
Overall Length	1,970 mm	Overall Height	1,070 mm
Ground Clearance	160 mm		

Engine

Engine Displacement (cc)	150 cc	Mileage	42 kmpl
Engine Type	T.C.I	Number of Cylinders	1
Valves per Cylinder	2	Fuel Supply System	Fuel Injection
Maximum Power	16.70 bhp @ 8,500 rpm	Maximum Torque	15 Nm @ 7,500 rpm

Suspension

Front Suspension	Telescopic	Rear Suspension	Linked type Monocross
------------------	------------	-----------------	-----------------------



Yamaha YZF-R15 2.0 150cc 2015

Transmission			
Number of Gears	6	Drivetrain	Chain
Clutch Type	Wet Multiplates		

Wheels & Tyres			
Wheel size	17 Inch	Rear Tyre	130/70-R17
Front Tyre	130/70-R17		