



# Droom's Automobile Report


**droom**.in

India's Most Trusted Motorplace



### What We Have For You?


Royal Enfield Himalayan 410cc 2016



Make	Royal Enfield	Model	Himalayan
Year	2016	Trim	410CC
KM Driven	26000 Kms	Color	White
Fuel Type	Petrol	Transmission Type	Manual
Body Type	Off Road	Price	Rs. 142000
Condition	Used	Ownership Type	N/A
Location	Pondicherry	Registration State	N/A
Ownership Count	First Owner	DLID	<a href="#">1417891364</a>


**Full Circle Trust Score** 6.4

4




Transparency

7




Seller

5.6





Health

9.4



Pricing

**₹ 1,32,552.00 - ₹ 1,40,752.00**

Automobile from individual in good condition is valued

### Total Cost of Ownership

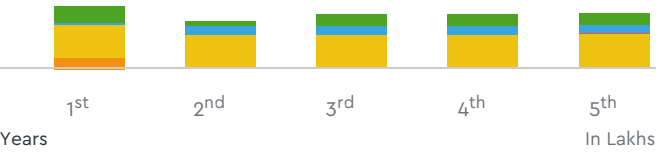
**Benchmark Price For Used Vehicle**

₹ 91.07    ₹ 67.8    ₹ 75.32    ₹ 77.3    ₹ 81.68

**₹ 3,93,166.00**      For 5 Years

- Insurance
- Try Change
- Depreciation

- Fuel
- Service



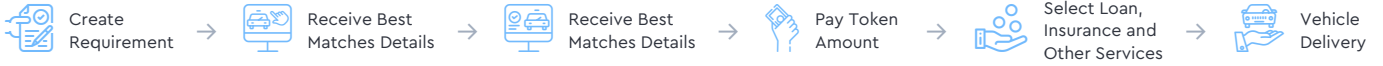
1<sup>st</sup>    2<sup>nd</sup>    3<sup>rd</sup>    4<sup>th</sup>    5<sup>th</sup>  
Years      In Lakhs



## Vehicle Images

Royal Enfield Himalayan 410cc 2016



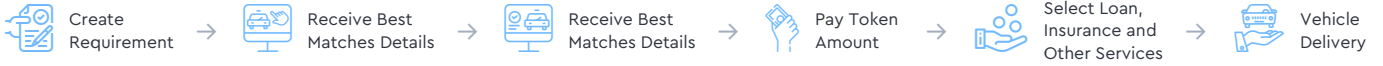


### Royal Enfield Himalayan 410cc 2016

Instrumentation			
Clock	Digital	Low Fuel Level Warning	Yes

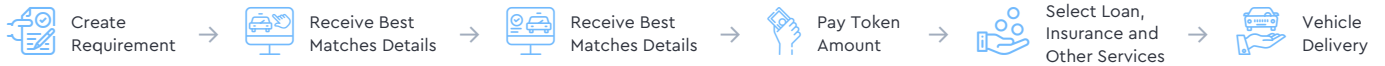
Safety			
Electronic Stability Control	No	Traction Control	No
Anti-Lock Braking System	No	Anti-Theft Alarm	No

Ignition Type			
Kick Start	Yes	Electric Start	Yes



### Royal Enfield Himalayan 410cc 2016

Features			
Connected Technology	No	Bluetooth Connectivity	No
USB Charging	No	DLID	1417891364



## Royal Enfield Himalayan 410cc 2016

### Brake System

Front Brake Type	Disc	Rear Brake Type	Disc
------------------	------	-----------------	------

### Dimensions

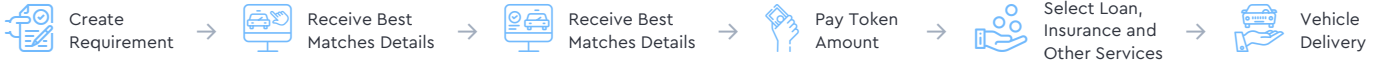
Wheel Base	1,465 mm	Overall Width	840 mm
Overall Length	2,190 mm	Overall Height	1,360 mm
Ground Clearance	220 mm	Boot Space (Liters)	No
Kerb Weight (Kgs)	199 kg	Seat Height (mm)	825 mm

### Engine

Engine Displacement (cc)	411 cc	Mileage	32 kmpl
Engine Type	Single cylinder 4 stroke, LS400 overhead cam engine, air-cooled, SOHC	Number of Cylinders	1
Valves per Cylinder	2	Valve Configuration/Cam Type	SOHC
Fuel Supply System	Carburettor with throttle position sensor	Maximum Power	24.50 bhp @ 6,500 rpm
Maximum Torque	32 Nm @ 4,500 rpm		

### Suspension

Front Suspension	Telescopic, 41 mm forks, 200 mm travel	Rear Suspension	Monoshock with linkage, 180 mm wheel travel
------------------	--	-----------------	---



### Royal Enfield Himalayan 410cc 2016

Transmission			
Number of Gears	5	Drivetrain	Chain Drive
Clutch Type	Wet Multiplate		

Wheels & Tyres			
Tyre Type	Data Not Available	Wheel size	21 inches
Rear Tyre	120/90 - 17"	Front Tyre	90/90 - 21"
Alloy Wheel	No	Steel Rims	Yes