



Droom's Automobile Report

droom.in

India's Most Trusted Motorplace



What We Have For You?

Royal Enfield Bullet Electra 350cc 2012



Make	Royal Enfield	Model	Bullet Electra
Year	2012	Trim	350CC
KM Driven	12000 Kms	Color	Black
Fuel Type	Petrol	Transmission Type	Yes
Body Type	Cruiser	Price	Rs. 80000
Condition	Used	Ownership Type	N/A
Location	Ghaziabad	Registration State	N/A
Ownership Count	Second Owner	DLID	141736084

Full Circle Trust Score 6.9

4.3

Transparency

8



Health

10

Seller

7.3

Pricing

₹ 84,115.00 - ₹ 89,317.00

Automobile from individual in good condition is valued

Total Cost of Ownership

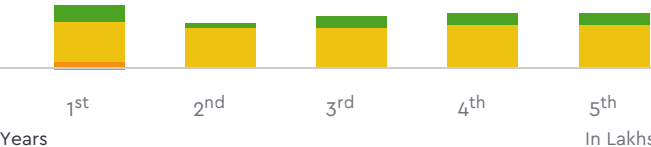
Benchmark Price For Used Vehicle

₹ 63.72 ₹ 46.84 ₹ 52.32 ₹ 53.11 ₹ 53

₹ 2,68,987.00 For 5 Years

- Insurance
- Try Change
- Depreciation

- Fuel
- Service



Years 1st 2nd 3rd 4th 5th
In Lakhs



Vehicle Images

Royal Enfield Bullet Electra 350cc 2012





Royal Enfield Bullet Electra 350cc 2012

Instrumentation

Low Fuel Level Warning

Low Fuel Level Warning

Ignition Type

Kick Start

Kick Start

Electric Start

Electric Start

Features

DLID

1417736084



Royal Enfield Bullet Electra 350cc 2012

Brake System

Front Brake Type	Disc	Rear Brake Type	Drum
------------------	------	-----------------	------

Dimensions

Wheel Base	1370 mm	Overall Width	810 mm
Overall Length	2140 mm	Overall Height	1120 mm
Ground Clearance	135 mm		

Engine

Engine Displacement (cc)	346 cc	Mileage	40 kmpl
Engine Type	Single Cylinder, 4 stroke, Twinspark	Number of Cylinders	1
Valves per Cylinder	2	Valve Configuration/Cam Type	SOHC
Fuel Supply System	Carburettor	Maximum Power	19.8 Bhp @ 5250 rpm
Maximum Torque	28 Nm @ 4000 rpm		

Suspension

Front Suspension	Telescopic, 35mm forks, 130mm travel	Rear Suspension	Twin gas charged shock absorbers with 5-step adjustable preload, 80mm travel
------------------	--------------------------------------	-----------------	--



Royal Enfield Bullet Electra 350cc 2012

Transmission			
Number of Gears	5	Drivetrain	Chain Drive
Clutch Type	Wet, multi-plate		

Wheels & Tyres			
Wheel size	19 inches	Rear Tyre	3.50 X 19 - 4/6 PR
Front Tyre	3.25 X 19 - 4/6 PR		