



Droom's Automobile Report

droom.in

India's Most Trusted Motorplace



What We Have For You?


Royal Enfield Classic Chrome 500cc 2012



Make	Royal Enfield	Model	Classic Chrome
Year	2012	Trim	500CC
KM Driven	51000 Kms	Color	Red
Fuel Type	Petrol	Transmission Type	Manual
Body Type	Cruiser	Price	Rs. 96400
Condition	Used	Ownership Type	Owned
Location	Ahmedabad	Registration State	Gujarat
Ownership Count	Second Owner	DLID	1417600938


Full Circle Trust Score 8.3

<p>7.5 Transparency</p> <p>8.1 Health</p>	<p>7 Seller</p> <p>9.9 Pricing</p>
---	--



₹ 1,14,783.00 - ₹ 1,21,884.00

Automobile from individual in good condition is valued



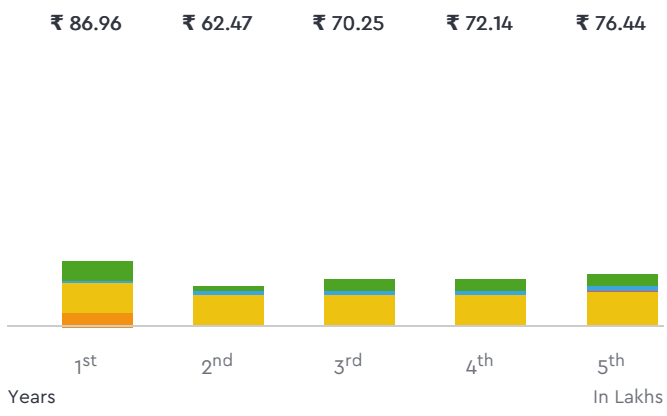
Total Cost of Ownership

Benchmark Price For Used Vehicle

₹ 86.96 ₹ 62.47 ₹ 70.25 ₹ 72.14 ₹ 76.44

₹ 3,68,247.00 For 5 Years



- Insurance
- Try Change
- Depreciation
- Fuel
- Service





Vehicle Images

Royal Enfield Classic Chrome 500cc 2012





Royal Enfield Classic Chrome 500cc 2012

Instrumentation	
Low Fuel Level Warning	Low Fuel Level Warning

Ignition Type			
Kick Start	Kick Start	Electric Start	Electric Start

Features	
DLID	1417600938



Royal Enfield Classic Chrome 500cc 2012

Brake System

Front Brake Type	Disc	Rear Brake Type	Drum
------------------	------	-----------------	------

Dimensions

Wheel Base	1370 mm	Overall Width	800 mm
Overall Length	2140 mm	Overall Height	1030 mm
Ground Clearance	135 mm		

Engine

Engine Displacement (cc)	499 cc	Mileage	32 kmpl
Engine Type	Single Cylinder, 4 stroke, Twinspark	Number of Cylinders	1
Valves per Cylinder	2	Valve Configuration/Cam Type	SOHC
Fuel Supply System	Keihin Electronic Fuel Injection	Maximum Power	27.20 bhp @ 5,250 rpm
Maximum Torque	41.30 Nm @ 4,000 rpm		

Suspension

Front Suspension	Telescopic, 35mm Forks, 130mm Travel	Rear Suspension	Twin gas charged shock absorbers with 5-step adjust
------------------	--------------------------------------	-----------------	---



Royal Enfield Classic Chrome 500cc 2012

Transmission			
Number of Gears	5	Drivetrain	Chain Drive
Clutch Type	Wet Multi Plate		

Wheels & Tyres			
Wheel size	19 Inch	Rear Tyre	120/80 - 18(Domestic), 110/80 - 18(Export)
Front Tyre	90/90 - 19(Domestic), 90/90 - 18(Export)		