



Droom's Automobile Report


droom.in

India's Most Trusted Motorplace



What We Have For You?

Mercedes-Benz M-Class ML 250 CDI 2014



Make	Mercedes-benz	Model	M-class
Year	2014	Trim	ML 250 CDI
KM Driven	35025 Kms	Color	Grey
Fuel Type	Diesel	Transmission Type	Automatic
Body Type	SUV	Price	Rs. 4020000
Condition	Used	Ownership Type	Owned
Location	Kolkata	Registration State	West Bengal
Ownership Count	First Owner	DLID	1416032687

Full Circle Trust Score 6.2

6.5

Transparency

7.2



Seller

4.8

Health

6.1

Pricing

₹ 16,71,702.00 - ₹ 17,75,106.00

Automobile from individual in good condition is valued

Total Cost of Ownership

Benchmark Price For Used Vehicle

₹ 10.35 ₹ 5.14 ₹ 7.33 ₹ 7.17 ₹ 7.54

₹ 37,53,474.00 For 5 Years

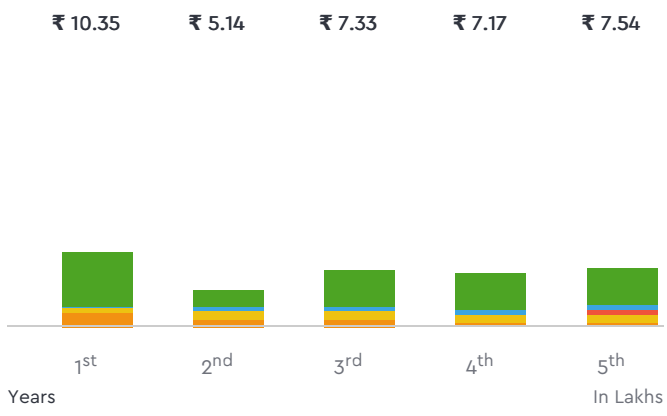
■ Insurance

■ Try Change

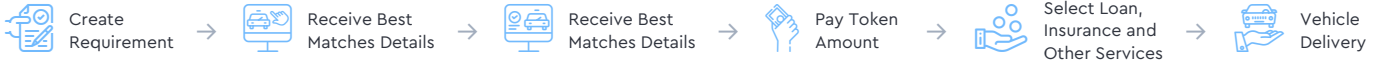
■ Depreciation

■ Fuel

■ Service



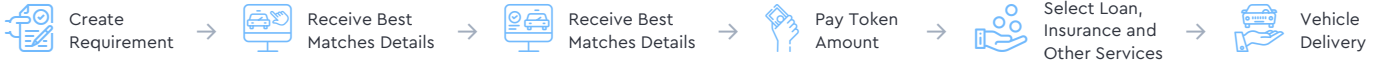
Years	1 st	2 nd	3 rd	4 th	5 th
Value (Lakhs)	10.35	5.14	7.33	7.17	7.54



Vehicle Images

Mercedes-Benz M-Class ML 250 CDI 2014



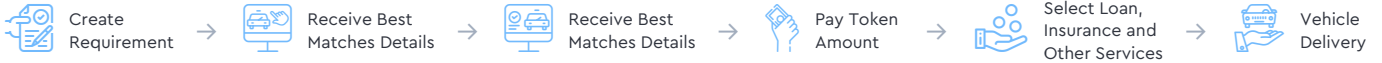


Mercedes-Benz M-Class ML 250 CDI 2014

Instrumentation			
Clock	Digital	Door Ajar Warning	Yes
Distance to Empty	Yes	Average Speed	Yes
Average Fuel Consumption	Yes	Seat Belt Warning	Yes

Exterior Design Details			
No of Airbags	7	Grill	Chrome
Front Headlamps/DRLS	Projector with XeNn	Tail Lights	LED
Fog Lamps	Yes	Roof Rail	No

Equipment List on Board			
Music/ Touch Screen	Yes	USB Port/AUX	Yes
Connected Technology	Yes		



Mercedes-Benz M-Class ML 250 CDI 2014

Options			
Audio Controls in Rear Armrest	Yes	Adjustable Head-Rests	Yes
Head-Rests	Yes	Rear Armrest	Yes
Driver Armrest	Yes	Folding Rear Seat	Yes
Lumbar Support	Yes	Driver Height Adjustable Seat	Yes
Active Headrest	Yes	Front Seat Pockets	Yes
Door Pockets	Yes	Remote Trunk Opener	Yes
Rear Seat Belts	Yes	Emergency Exit	Yes
Child Lock	Yes	Centrally Mounted Fuel Tank	Yes
Crash Sensor	Yes	Side Impact Beams	Yes
Passenger Side Rear View Mirror	Yes	Middle Rear Three-Point Seatbelt	Yes
Day & Night Rear View Mirror	Yes	Front Impact Beams	Yes
Side Airbag - Rear	Yes	Engine Check Warning	Yes
Side Airbag - Front	Yes	Seat belt	Yes
Passenger Airbag	Yes	Co-Driver Airbag	Yes
Central Locking	Yes	Driver Airbag	Yes
Parking Brakes	Yes	Brake Assist	Yes
Dual-Stage Airbags	Yes	Anti-Theft Alarm	Yes
Anti-Lock Braking System	Yes	Tyre Pressure Monitor	Yes

Roof and Glass	Roof and Glass	Alloy wheels	Yes
Power SideView Mirrors	Yes	Navigation System	Yes
DVD Player	Yes	CD Changer	Yes
Multiple CD Player	Yes	CD Player	Yes
Satellite Radio	Yes	AM/FM Radio	Yes
Stereo System	Yes	Bluetooth	Yes
Middle Rear Head Rest	No	Child Seat Anchor Points	No
Number of Seating Rows	2		

Comfort & Convenience

Vanity Mirrors on Sun Visors	Yes	Trunk Light	Yes
Steering Adjustment	Yes	Remote Fuel Lid Opener	Yes
Rear Seat Centre Arm Rest	Yes	Rear Reading Lamp	Yes
Rear View Camera	Yes	Air Purifier	Yes
Cruise Control	Yes	Headlight off and Ignition Key Off Reminder	Yes
A/C	Yes	Automatic Climate Control	Yes
12V Power Outlets	Yes	Adjustable Seats	Yes
Cigarette Lighter	Yes	Cup Holders - Front	Yes
Cup Holders - Rear	Yes	Rear AC Vents	Yes
Heated Rear Seats	No	Power Door Locks	Yes
Power Windows - Rear	Yes	Power Windows - Front	Yes
Parking Sensor	Yes	Paddle Shift	Yes
Multi-function Steering Wheel	Yes	Low Fuel Warning Light	Yes

Keyless Start

Yes

Keyless Entry

Yes

Heater

Yes

Heated Front Seat

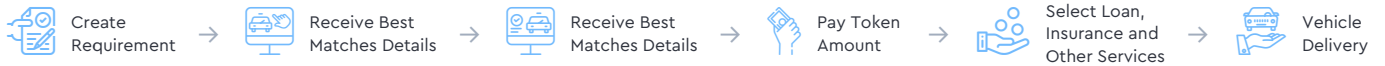
No

Power Steering

Yes

DLID

1416032687



Mercedes-Benz M-Class ML 250 CDI 2014

Brake System

Front Brake Type	Disc	Rear Brake Type	Disc
------------------	------	-----------------	------

Dimensions

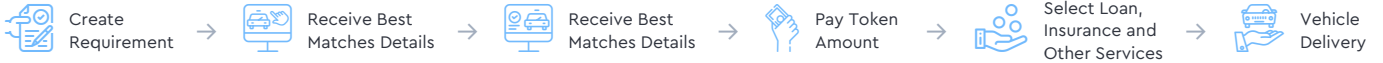
Wheel Base	2915 mm	Overall Width	2141 mm
Overall Length	4804 mm	Overall Height	1796 mm
Ground Clearance	161 mm	Boot Space (Liters)	690
Kerb Weight (Kgs)	2175	Seat Height (mm)	N/A

Engine

Engine Displacement (cc)	2143 cc	Mileage	15.26 Kmpl
Engine Type	V-Type Diesel Engine	Number of Cylinders	4
Valves per Cylinder	4	Valve Configuration/Cam Type	DOHC
Fuel Supply System	Direct Injection	Maximum Power	203 bhp @ 4200 RPM
Maximum Torque	500 Nm @ 1600 RPM	Turbocharger	Yes
Supercharger	No		

Steering

Steering Type	Power assisted (Electric)	Steering Gear Type	Direct-Steer System
Steering Column	Adjustable Steering	Minimum Turning Radius (in meters)	5.9



Mercedes-Benz M-Class ML 250 CDI 2014

Suspension			
Front Suspension	double wishbone front suspension	Rear Suspension	4-link rear axle

Transmission			
Number of Gears	7	Drivetrain	2WD
Clutch Type	Dual Clutch		

Wheels & Tyres			
Tyre Type	Data Not Available	Wheel size	19 Inches
Rear Tyre	255 / 55 R19	Front Tyre	255 / 55 R19
Alloy Wheel	Yes	Steel Rims	No