



Droom's Automobile Report


droom.in

India's Most Trusted Motorplace



What We Have For You?

Yamaha Ray ZR 110cc 2013



Make	Yamaha	Model	Ray Zr
Year	2013	Trim	110CC
KM Driven	17350 Kms	Color	Red
Fuel Type	Petrol	Transmission Type	Automatic
Body Type	Commuter	Price	Rs. 35000
Condition	Used	Ownership Type	Owned
Location	Ahmedabad	Registration State	Gujarat
Ownership Count	First Owner	DLID	1415788026

Full Circle Trust Score 5.2

<p>6.4 Transparency</p> <p>4.5 Health</p>	<p>6 Seller</p> <p>4.4 Pricing</p>
---	--




₹ 0.00 - ₹ 0.00

Automobile from individual in good condition is valued

Total Cost of Ownership

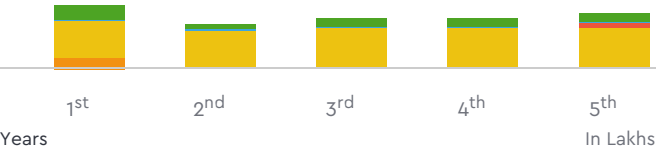
Benchmark Price For Used Vehicle

₹ 32.22 ₹ 24.26 ₹ 26.67 ₹ 27.33 ₹ 29.94

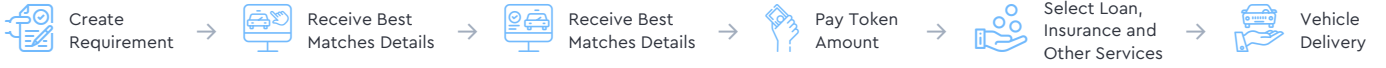
₹ 1,40,416.00 For 5 Years

- Insurance
- Try Change
- Depreciation

- Fuel
- Service



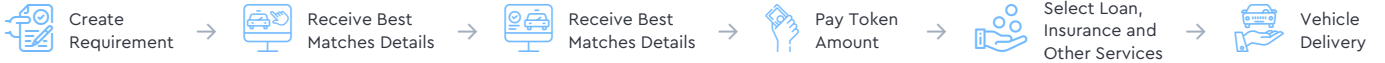
1st 2nd 3rd 4th 5th
Years In Lakhs



Vehicle Images

Yamaha Ray ZR 110cc 2013



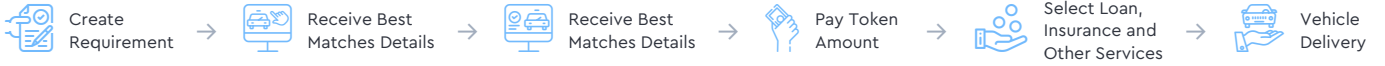


Yamaha Ray ZR 110cc 2013

Instrumentation			
Clock	Analog	Low Fuel Level Warning	Yes
Instrument Console	Instrument Console		

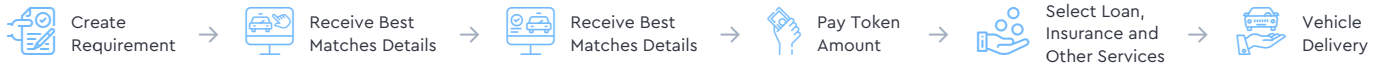
Safety			
Electronic Stability Control	No	Traction Control	Yes
Anti-Lock Braking System	Yes	Anti-Theft Alarm	No

Ignition Type			
Kick Start	Yes	Electric Start	Yes



Yamaha Ray ZR 110cc 2013

Features			
Connected Technology	No	Bluetooth Connectivity	No
USB Charging	No	DLID	1415788026



Yamaha Ray ZR 110cc 2013

Brake System

Front Brake Type	Drum	Rear Brake Type	Drum
------------------	------	-----------------	------

Dimensions

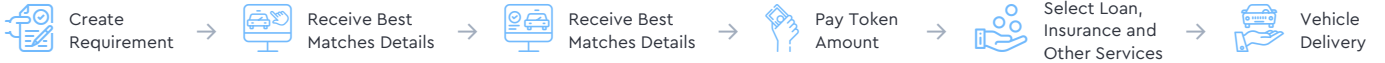
Wheel Base	1270 mm	Overall Width	690 mm
Overall Length	1820 mm	Overall Height	1115 mm
Ground Clearance	130 mm	Boot Space (Liters)	Yes
Kerb Weight (Kgs)	99 kg	Seat Height (mm)	785 mm

Engine

Engine Displacement (cc)	110 cc	Mileage	66 kmpl
Engine Type	Air Cooled 4-Stroke, SOHC, 2-Valve	Number of Cylinders	1
Valves per Cylinder	2	Valve Configuration/Cam Type	SHOC
Fuel Supply System	Carburetor	Maximum Power	7 Bhp @ 7500 rpm
Maximum Torque	8 Nm		

Suspension

Front Suspension	Telescopic fork	Rear Suspension	Unit Swing
------------------	-----------------	-----------------	------------



Yamaha Ray ZR 110cc 2013

Transmission			
Number of Gears	Automatic	Drivetrain	Belt Drive
Clutch Type	Dry, Centrifugal		

Wheels & Tyres			
Tyre Type	Data Not Available	Wheel size	10 Inches
Rear Tyre	90/100-10	Front Tyre	90/100-10
Alloy Wheel	No	Steel Rims	Yes